

# Brazil surpasses US in new transgenic crop plantings

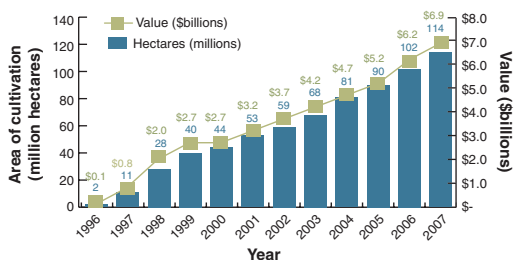
Stacy Lawrence

Last year, Brazil planted 3.5 million (28% of all crops) new hectares of transgenic crops, whereas the United States added only 3.1 million (25%). Developing economies accounted for 43% of global biotech crop area, with a growth rate of 21%. In industrialized countries, the rate of expansion of transgenic crops in 2007 slowed to 6%. Chile

and Poland cultivated transgenic crops for the first time, and the first transgenic tree (a transgenic plum variety) was approved in the US. Globally, herbicide- or insect-resistant soybeans, maize and cotton predominated, although yield/nutritional quality traits and stacked traits rose in popularity.

## Historical global area of transgenic crops

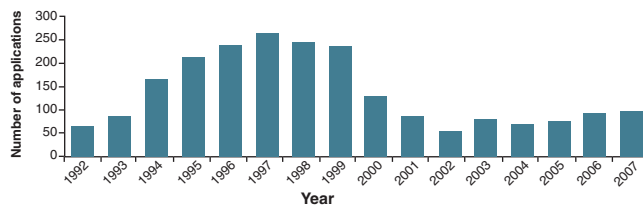
The area planted with transgenic crops rose by 12% in 2007, with estimated crop value climbing by \$700 million.



Source: International Service for the Acquisition of Agri-Biotech Applications, Croponis

## EU transgenic crop field trials

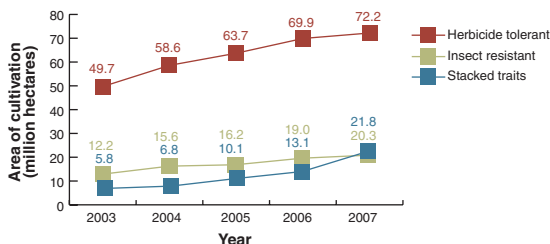
For the third year in a row, the number of transgenic crop field trials in Europe rose moderately.



Source: European Union, GMO Compass

## Global area of biotech crops by trait

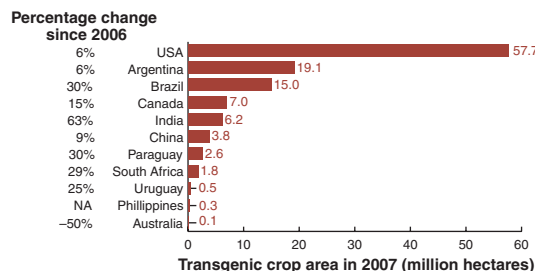
Crops with two or more stacked traits are increasingly popular, overtaking insect-resistant crops last year in hectares planted.



Source: International Service for the Acquisition of Agri-Biotech Applications

## Global area of biotech crops by country

In 2007, Brazil surpassed the United States in the number of new hectares planted with transgenic crops, India continued its rapid growth, closely followed by Paraguay, South Africa and Uruguay. Hectares of transgenic crops under cultivation in Australia continued to shrink.



Source: International Service for the Acquisition of Agri-Biotech Applications

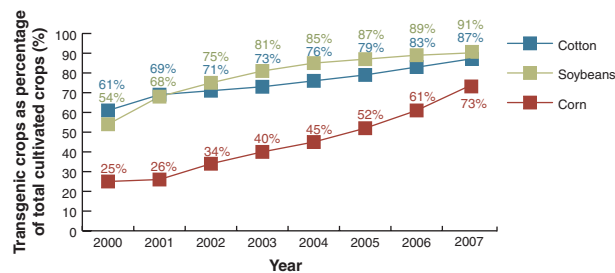
## 2007 US and EU transgenic crop approvals

Country	Company	Description	Approval type
US	Monsanto	MON89788/glyphosate-tolerant soybean	Planting, food, feed
US	United States Department of Agriculture-Agricultural Research Service	C5/plum pox virus-resistant plum tree	Planting
US	Syngenta Seeds	MIR604/corn rootworm-resistant maize	Planting, food, feed
EU	DOW AgroSciences and Pioneer Hi-Bred	DAS-59122-7/phosphinothricin herbicide-resistant maize	Food, feed
EU	DOW AgroSciences	DAS-01507-1 x MON-00603-6/maize resistant to lepidopteran pests, with stacked tolerance to glufosinate ammonium and glyphosate herbicides	Food
EU	Monsanto	MON-00603-6 x MON-008106/maize resistant to lepidopteran pests and glyphosate herbicide	Food
EU	Monsanto	KM-00071-4 (H7-1)/glyphosate herbicide-tolerant sugar beet	Food, feed

Source: AGBIOS

## Transgenic crops as a share of total US crops

The vast majority of corn, soybeans and cotton planted in the United States are transgenic varieties.



Source: National Agricultural Statistics Service

Stacy Lawrence is a Senior Writer at BioCentury Publications